



# RSA<sup>®</sup> NetWitness Platform

Version 11.6

## NetWitness UEBA Quick Start Guide





# RSA<sup>®</sup> NetWitness Platform

Version 11.6

## NetWitness UEBA Quick Start Guide

### Contact Information

RSA Link at <https://community.rsa.com> contains a knowledge base that answers common questions and provides solutions to known problems, product documentation, community discussions, and case management.

### Trademarks

RSA Conference Logo, RSA, and other trademarks, are trademarks of RSA Security LLC or its affiliates ("RSA"). For a list of RSA trademarks, go to <https://www.rsa.com/en-us/company/rsa-trademarks>. Other trademarks are trademarks of their respective owners.

### License Agreement

This software and the associated documentation are proprietary and confidential to RSA Security LLC or its affiliates are furnished under license, and may be used and copied only in accordance with the terms of such license and with the inclusion of the copyright notice below. This software and the documentation, and any copies thereof, may not be provided or otherwise made available to any other person.

No title to or ownership of the software or documentation or any intellectual property rights thereto is hereby transferred. Any unauthorized use or reproduction of this software and the documentation may be subject to civil and/or criminal liability.

This software is subject to change without notice and should not be construed as a commitment by RSA.





# RSA<sup>®</sup> NetWitness Platform

Version 11.6

## NetWitness UEBA Quick Start Guide

### **Third-Party Licenses**

This product may include software developed by parties other than RSA. The text of the license agreements applicable to third-party software in this product may be viewed on the product documentation page on RSA Link. By using this product, a user of this product agrees to be fully bound by terms of the license agreements.

### **Note on Encryption Technologies**

This product may contain encryption technology. Many countries prohibit or restrict the use, import, or export of encryption technologies, and current use, import, and export regulations should be followed when using, importing or exporting this product.

### **Distribution**

Use, copying, and distribution of any RSA Security LLC or its affiliates ("RSA") software described in this publication requires an applicable software license.

RSA believes the information in this publication is accurate as of its publication date. The information is subject to change without notice.





# RSA<sup>®</sup> NetWitness Platform

Version 11.6

## NetWitness UEBA Quick Start Guide

THE INFORMATION IN THIS PUBLICATION IS PROVIDED "AS IS." RSA MAKES NO REPRESENTATIONS OR WARRANTIES OF ANY KIND WITH RESPECT TO THE INFORMATION IN THIS PUBLICATION, AND SPECIFICALLY DISCLAIMS IMPLIED WARRANTIES OF MERCHANTABILITY OR FITNESS FOR A PARTICULAR PURPOSE.

© 2020 RSA Security LLC or its affiliates. All Rights Reserved.

June 2021



# What is NetWitness UEBA?

---

RSA NetWitness UEBA (User and Entity Behavior Analytics) is an advanced analytics solution for discovering, investigating, and monitoring risky behaviors across all users and entities in your network environment. NetWitness UEBA is used for:

- Detecting malicious and rogue users
- Pinpointing high-risk behaviors
- Discovering attacks
- Investigating emerging security threats
- Identify potential attacker activity

## About this Guide

This guide provides end-to-end instructions to configure NetWitness Platform UEBA and to use UEBA features.

## RSA NetWitness Platform 11.6 Documentation in RSA Link

NetWitness Platform product documentation is organized along functional lines. If you are looking for a specific guide or version, go to the [Version 11.x Master Table of Contents](#).

Use these links to view the RSA NetWitness Platform 11.5 documentation. Both links provide the same documentation, in these two formats:


- HTML Guides include the latest information for currently supported 11.x versions: [RSA NetWitness Platform 11.x Documentation](#).
- PDF Guides provide the information for a specific version: [RSA NetWitness Platform 11.6 PDFs](#).

Use these links to access documentation that is not related to a particular version of the software:

- Hardware setup guides: <https://community.rsa.com/community/products/netwitness/hardware-setup-guides>.
- Documentation for RSA Content such as feeds, parsers, application rules, and reports: <https://community.rsa.com/community/products/netwitness/rsa-content>.

## Getting Started


The following tasks can be performed in any sequence.

Description	References
	
	<a href="#">Release Notes</a>
	<a href="#">RSA NetWitness UEBA User Guide</a>

## Setup and Installation


### Standalone Installation

The following tasks must be performed in the following sequence.

Description	References
	
	<a href="#">"System Requirement" topic in <i>UEBA Standalone Installation Guide</i></a>
	<a href="#">"RSA NetWitness UEBA Standalone Installation" topic in <i>UEBA Standalone Installation Guide</i></a>
	<a href="#">"RSA NetWitness UEBA Standalone Installation" topic in <i>UEBA Standalone Installation Guide</i></a>
	<a href="#">"Installation Tasks" topic in <i>UEBA Standalone Installation Guide</i></a>
	<a href="#">"Installation Tasks" topic in <i>UEBA Standalone Installation Guide</i></a>
	<a href="#">"Installation Tasks" topic in <i>UEBA Standalone Installation Guide</i></a>
	<a href="#">"Role Permissions" in the <i>System Security and User Management Guide</i></a>


### Fresh Installation

The following tasks must be performed in the following sequence.

Description	References
 Analyst	
Review the supported hardware.	"Supported Hardware" in the <a href="#">Physical Host Installation Guide</a>
Review the UEBA architecture.	"NetWitness Platform Network Architecture Diagram" topic in the <a href="#">Deployment Guide</a>
Configure the ports on your firewall.	"Network Architecture and Ports" topic in the <a href="#">Deployment Guide</a>
Install NetWitness Server host and other components.	"Task 1 - Install 11.6 on the NetWitness Server (NW Server) Host" and "Task 2 - Install 11.6 on Other Component Hosts" in <a href="#">Physical Host Installation Guide</a> "Install NetWitness Platform Virtual Host in Virtual Environment" in the <a href="#">Virtual Host Installation Guide</a>
Install UEBA.	"RSA NetWitness® UEBA" in <a href="#">Physical Host Installation Guide</a>
Assign the UEBA_Analysts and Analysts roles to the UEBA users.	"Role Permissions" in the <a href="#">System Security and User Management Guide</a>

## Update


The following tasks must be performed in the following sequence.

Description	References
 Analyst	
Deploy the Endpoint Pack from RSA Live, which contains File Category Lua Parser for the UEBA integration with Endpoint.	During deployment, you must specify Endpoint Log Hybrid Log Decoder service. In case of multiple Endpoint servers, select all the Endpoint Log Hybrid Log Decoder services
Enable Endpoint data sources such as Process and Registry to generate alerts in UEBA.	"Enable Endpoint Data Sources" in the <a href="#">Update Instructions</a>
Enable UEBA indicator forwarder to transfer the UEBA indicators to the NetWitness Respond server and to the correlation server to create an incidents.	"Enable UEBA Indicator Forwarder" in the <a href="#">Update Instructions</a>

Description	References
After you update to NetWitness Platform 11.6 the Broker or Concentrator UUID changes. You must update the NetWitness Platform core services, and update the Broker or Concentrator UUID.	"Update Broker or Concentrator UUID" in the <a href="#">Update Instructions</a>
Update Airflow Configuration.	"Update Airflow Configuration" in the <a href="#">Update Instructions</a>
Restart the Airflow scheduler service after the presidio_upgrade DAG is successful.	"Restart Airflow scheduler service" in the <a href="#">Update Instructions</a>


## Investigation

The following tasks can be performed in any sequence.

Description	References
 Analyst	
	"Investigate High-Risk Users" topic in the <a href="#">RSA NetWitness UEBA User Guide</a>
	"Investigate Top Alerts" topic in the <a href="#">RSA NetWitness UEBA User Guide</a>

## Monitoring

The following tasks can be performed in any sequence.

Description	References
 Analyst	
	"View NetWitness UEBA Metrics in Health and Wellness" topic in the <a href="#">RSA NetWitness UEBA User Guide</a>
	"Monitor Health and Wellness of UEBA" topic in the <a href="#">RSA NetWitness UEBA User Guide</a>